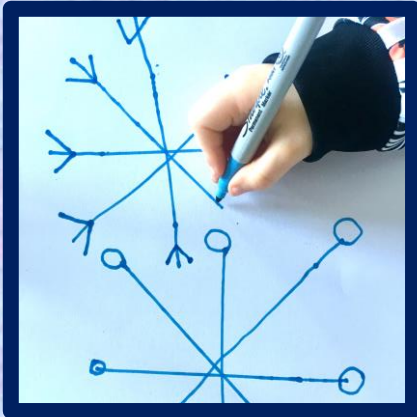



Salt Snowflakes

- white card-marker-pva glue-salt-paint-



Draw a snowflake design onto white card. Keep your design nice and big and not too intricate. You can also use a template.



Squeeze pva glue onto the lines of your snowflake design.



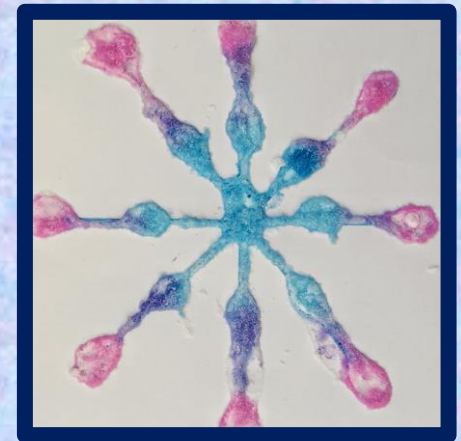
Shake plenty of salt onto the glue. When the glue is covered shake or tap your card gently to remove any excess salt.



Leave your snowflake to dry overnight.



Mix paint and water until the paint easily drips from your brush. Slowly add drips of paint to your snowflake, beginning in the centre and watch how it bleeds along the lines of your design.



Enjoy your finished snowflake art!